

1925 & 1927 McCormick-Deering 10-20



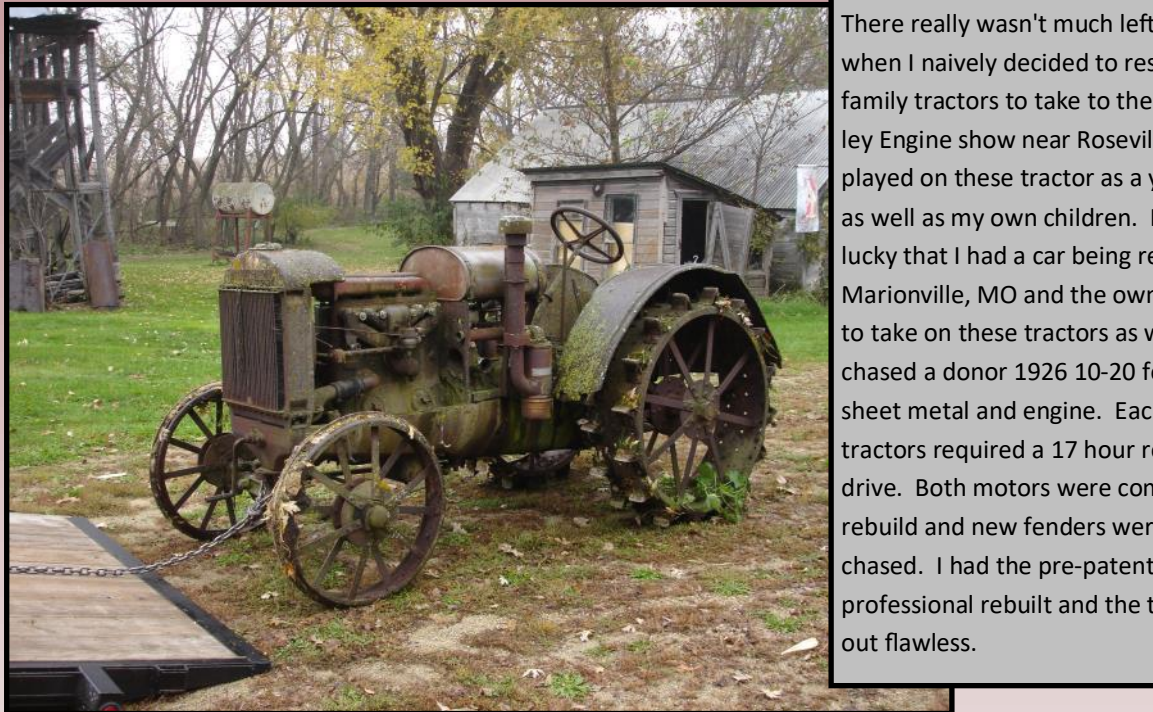
1925 & 1927 McCormick-Deering 10-20 - these tractors were used on my Grandparents farm and sat next to the corn crib for around 50 years. My paternal grandfather had worked on the McCormick-Deering factory in Chicago and my maternal Grandfather farmed with the tractors.



1925 on steel wheels



1927 on rubber



There really wasn't much left of them when I naively decided to restore the family tractors to take to the Cedar Valley Engine show near Roseville, IA. I played on these tractor as a young boy as well as my own children. I was very lucky that I had a car being restored in Marionville, MO and the owner decided to take on these tractors as well. I purchased a donor 1926 10-20 for some sheet metal and engine. Each of the 3 tractors required a 17 hour round trip drive. Both motors were completely rebuilt and new fenders were purchased. I had the pre-patent magnetos professional rebuilt and the tractors can out flawlessly.




Powerwashed the 50 years of grime off to see what we had to deal with. Now we are having the "now what are we doing with this pile of junk talk"




Powerwashed the 50 years of grime off to see what we had to deal with. A bee hive even traveled 9 hours to be relocated in Missouri from Iowa. The tractor builder wasn't too happy about that.



Many hours of metal work getting the sheet metal just right.

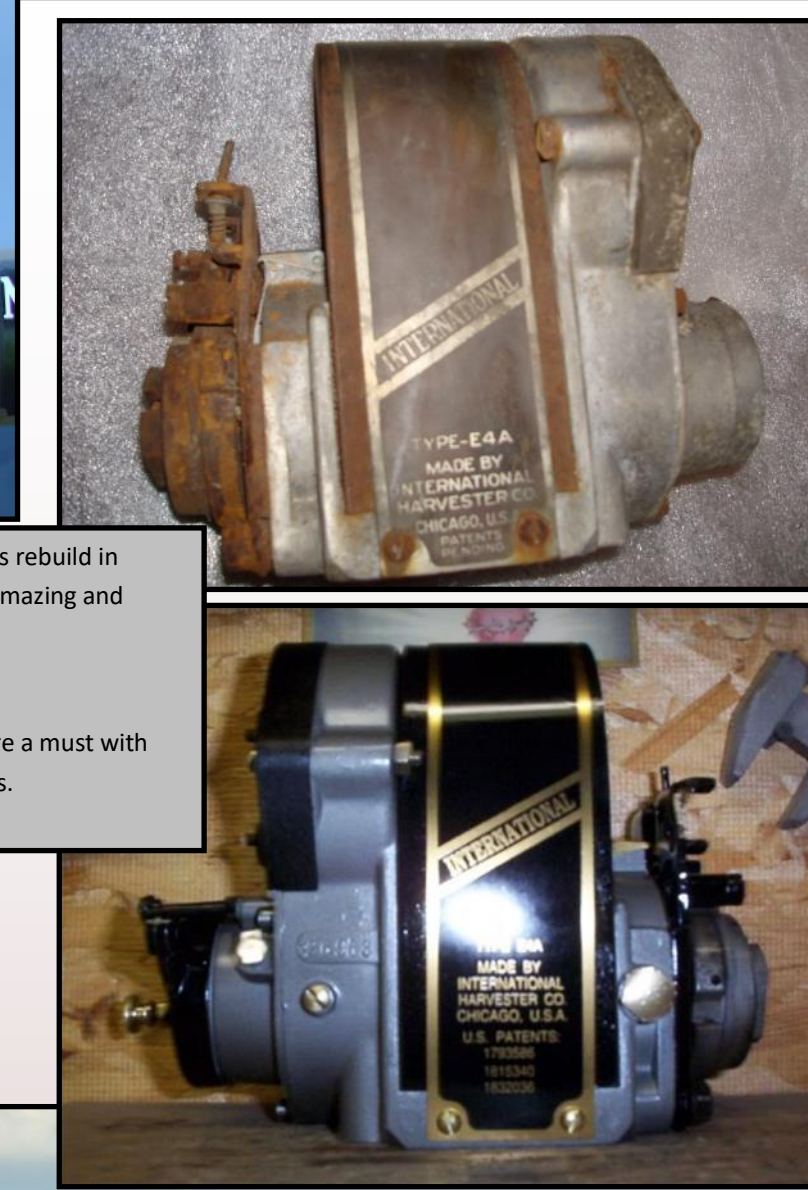


Found an old world craftsman in Oklahoma that could rebuild anything from barely nothing. He did an amazing job on both motors.



I had the magnetos rebuilt in Maine. The look amazing and worked great.

New radiators were a must with brand new engines.



My Brother and I driving the tractor on the family farm just as our Uncles did back in the day.



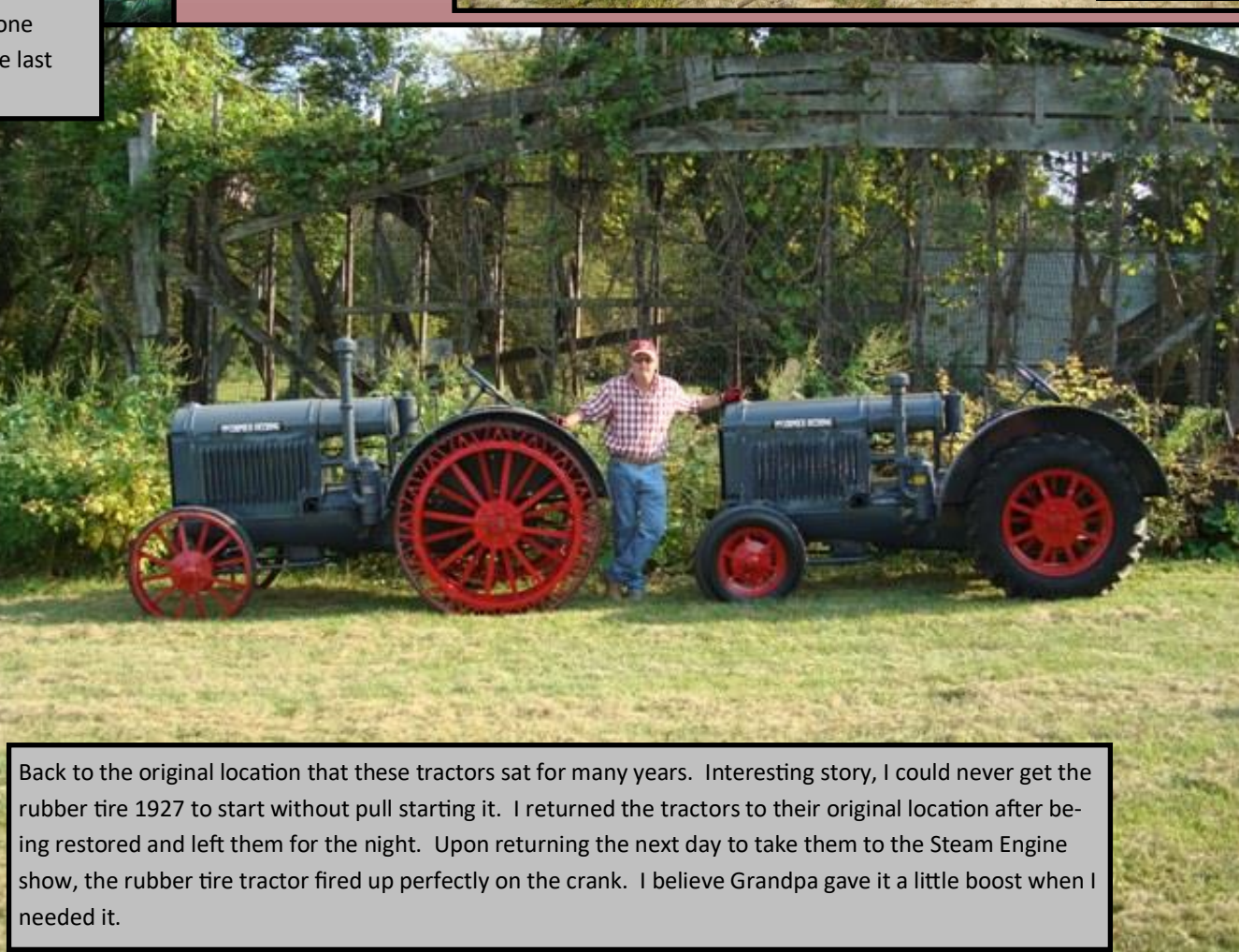
Both tractors sitting on the home farm next to a field they spent hours working this very ground.



Had steel offset bands fabricated then covered in thick rubber to smooth out the ride but retain the original wheel and look.



Both tractors traveling down the farm lane as they had done thousands of times...One last



Back to the original location that these tractors sat for many years. Interesting story, I could never get the rubber tire 1927 to start without pull starting it. I returned the tractors to their original location after being restored and left them for the night. Upon returning the next day to take them to the Steam Engine show, the rubber tire tractor fired up perfectly on the crank. I believe Grandpa gave it a little boost when I needed it.



My brother and I got to have both of her tractors in the show for Grandma to see approximately 2 weeks prior to her passing. What a great day!

Hudson Restoration—Sherman Hudson
Marionville, MO
Ebay—Parts!
The Fordson House—Parts
Online Forums—

So many helpful people online taught me a great deal of knowledge along the way. Everyone was so willing to lend their time to get these family tractors running again.